

EaSy series NW308-508 vs KMD 201-270

Features comparison



The Dice ice goes Ea**Sy**

The EASY 22 " line features

Scotsman
Ice Systems

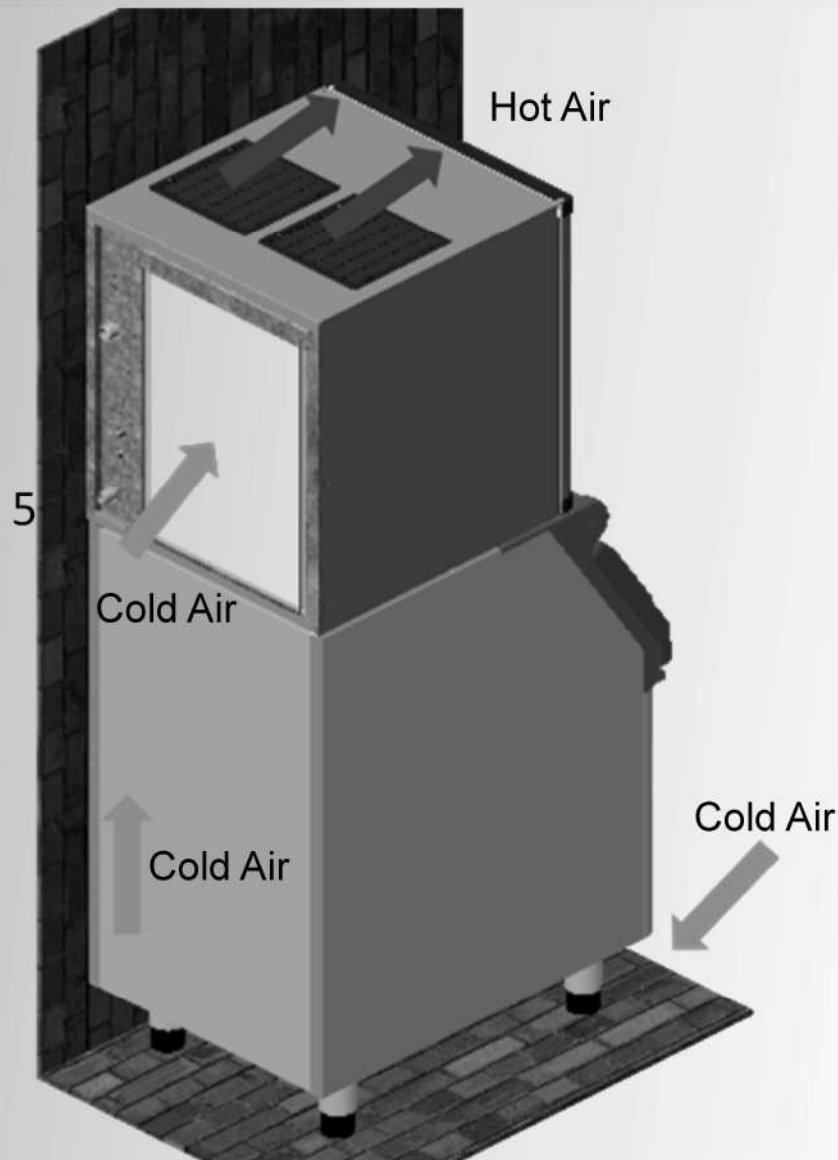


The NW EASY line is enhanced by the new 22" models, featuring significant improvements:

- Space saving
- Top exhaust airflow
- Hinged front panel
- Improved water internal connections

Top exhaust airflow: the REAL 56 cm width !!!


Scotsman
Ice Systems



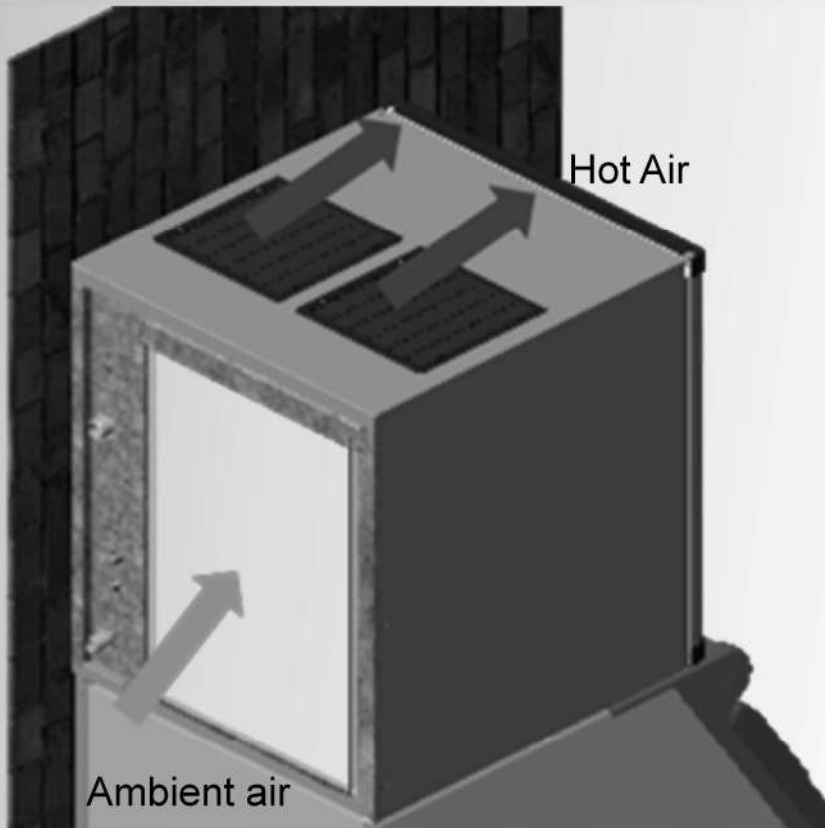
- Exit of hot air from the top
- Hot air follows the natural path (going up)
- No recirculation of hot air by the condenser
- No need for side clearance



- Top air exit protected by a grid from accidental coverage

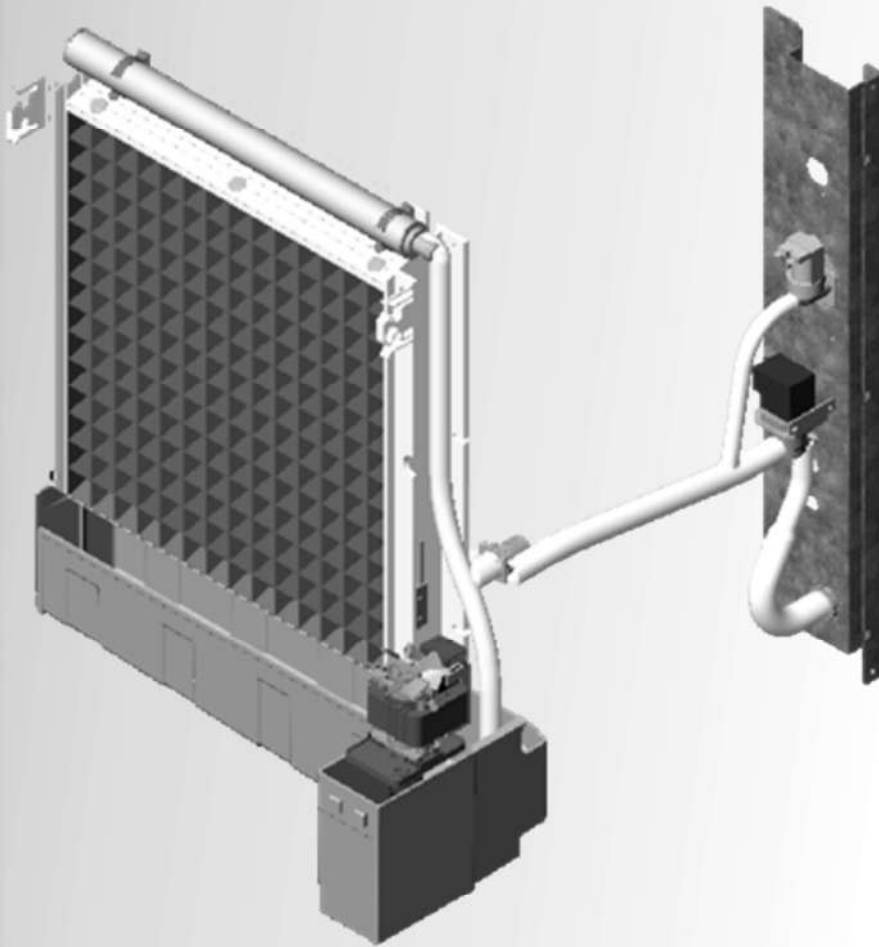


Air inlet from the condenser



- The fan is aspirating the ambient air through the filter and the condenser
- The grease present in ambient air is stopped primarily by the filter and also by the condenser: no greasy air inside the machine
- Easy cleaning from the grease since all is accumulating outside the machine (filter and condenser)

The new water piping

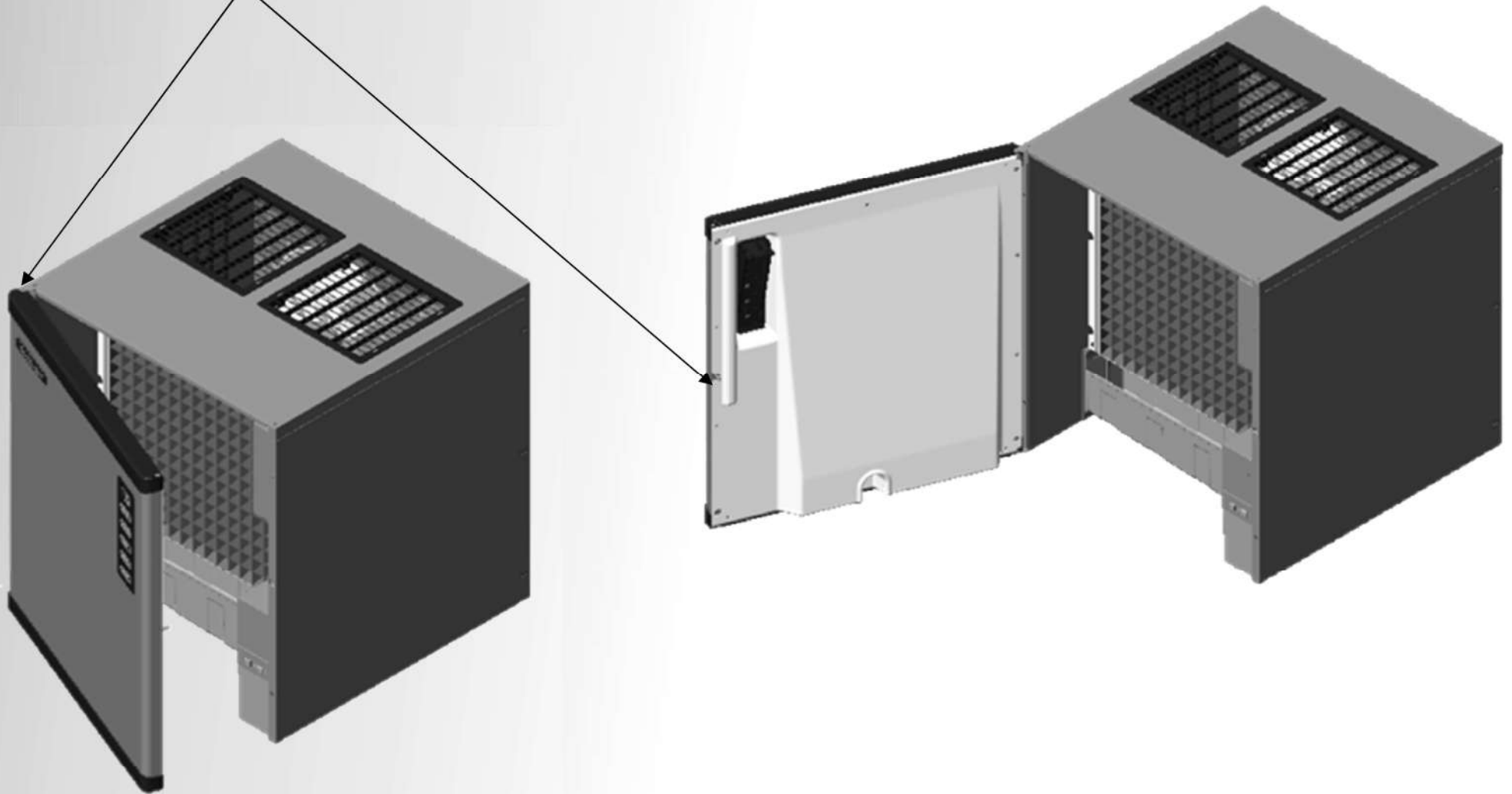


- Water inlet and outlet through the same pipe
- Easy service operations
- Auto-cleaning water pipe thanks to the bi-directional water flow

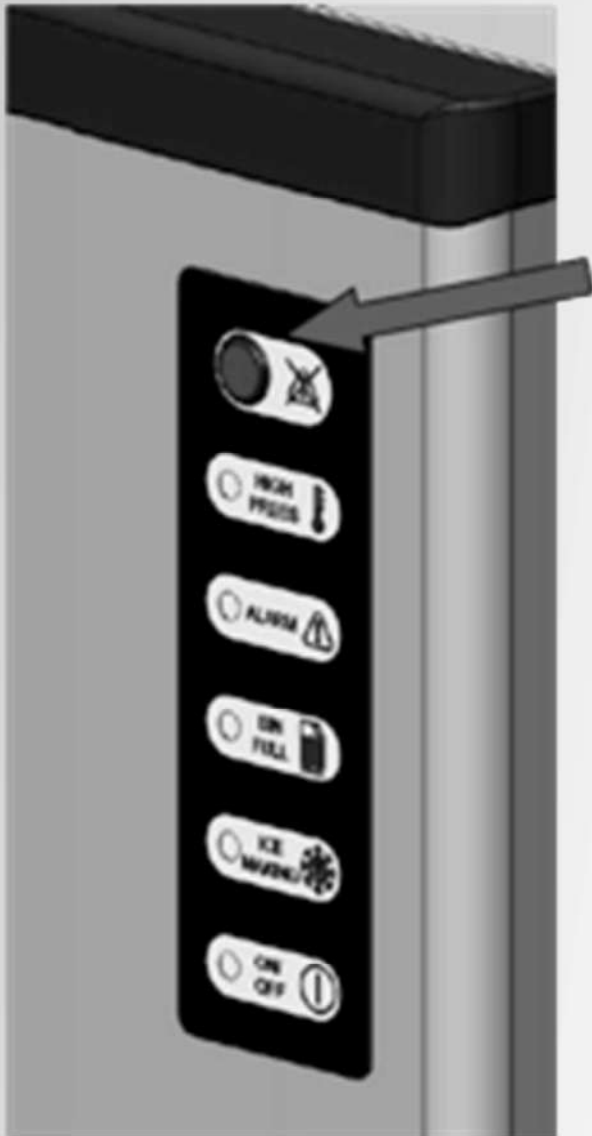
The new front access

Scotsman
Ice Systems

Hinged door: easy cleaning and service



One touch cleaning



- Cleaning function activated by just one button
- Fully automatic cleaning & rinsing cycle, with automatic restart of ice production
- No need to wait until the end of the cycle to restart ice production

Data comparison

	Scotsman NW508	Hoshizaki KMD201	Hoshizaki KMD270
Yield 24h (10°/10°)	230 Kg	205 Kg	265 Kg
Yield 24h (21°/15°)	209 Kg	182 Kg	248 Kg
Water consumption (Liters / 100 Kg ice)	154 Liters	260 Liters	220 Liters

Scotsman vs competitor

	One touch cleaning	No side clearance needed	No greasy air inside the machine	Extractable air filter	Electronic controls	Low water consumption
Scotsman[®] NW 308-508	✓	✓	✓	✓	✓	✓
Hoshizaki KMD 201-270	✗	✗	✗	✓	✓	✗



Thank you!